

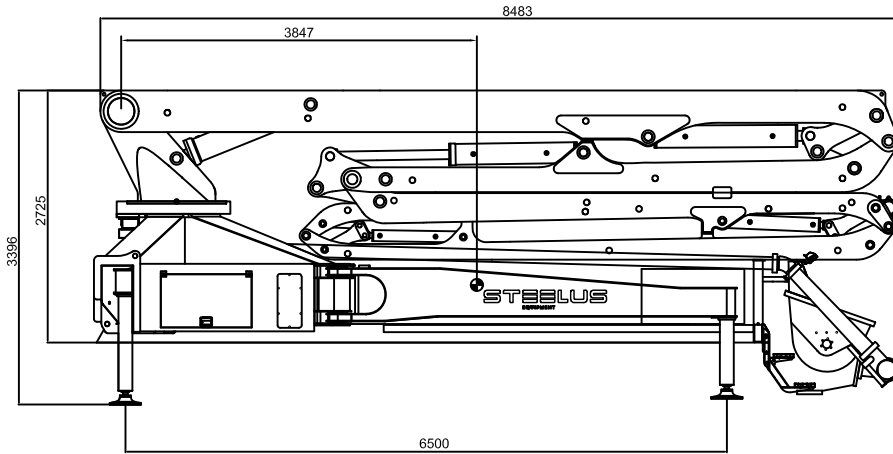
# STEEELUS

EQUIPMENT

## SPT37RZ5

### TECHNICAL DATA

#### TRUCK-MOUNTED CONCRETE PUMP

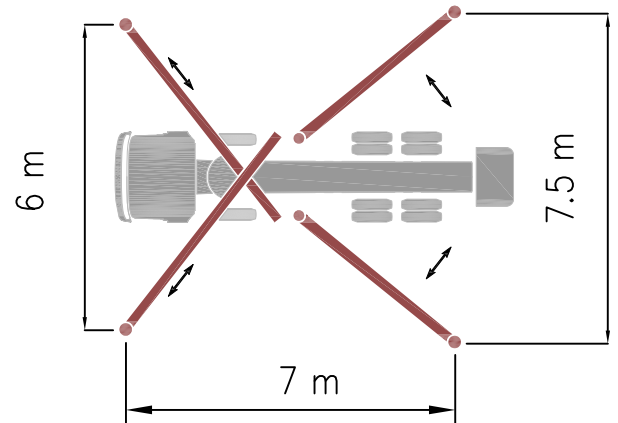


TOTAL WEIGHT : 16,030 kg

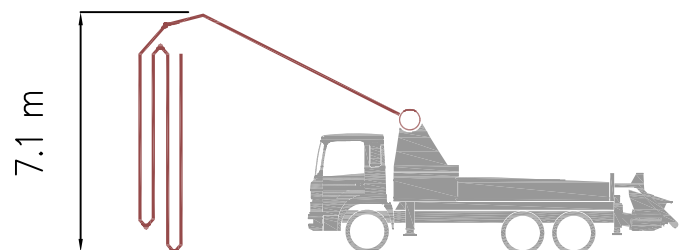
### TECHNICAL SPECIFICATIONS

| BOOM SPECIFICATIONS       |               | PUMP SPECIFICATIONS |                   |
|---------------------------|---------------|---------------------|-------------------|
| Number of Booms           | 5             | un                  |                   |
| Folding Type              | R-Z           | type                |                   |
| Vertical Reach            | 36.3          | m                   |                   |
| Horizontal Reach          | 30.8          | m                   |                   |
| Reach Depth               | 25.5          | m                   |                   |
| Unfolding Height          | 7.1           | m                   |                   |
| Delivery Line             | 125           | mm                  |                   |
| End Hose Length           | 3.5           | m                   |                   |
| Outrigger Spread - Front  | 6             | m                   |                   |
| Outrigger Spread - Rear   | 7.5           | m                   |                   |
| Maximum Output            | Low-pressure  | 160                 | m <sup>3</sup> /h |
|                           | High-pressure | 100                 | m <sup>3</sup> /h |
| Concrete Pressure         | Low-pressure  | 70                  | bar               |
|                           | High-pressure | 112                 | bar               |
| Stroke Per Min.           | 30            | str                 |                   |
| Delivery Cylinder         | 230           | Ø                   |                   |
| Stroke Length             | 2100          | mm                  |                   |
| S-Valve                   | Ø200 x Ø180   | mm                  |                   |
| Hydraulic System Pressure | 350           | bar                 |                   |
| Hydraulic System          | Open          | type                |                   |
| Hydraulic Max. Pressure   | 320           | bar                 |                   |
| Hydraulic Pump            | Rexroth       |                     |                   |
| Hopper Capacity           | 600           | liter               |                   |
| Oil Tank Capacity         | 500           | liter               |                   |
| Max. Aggregate Size       | 40            | mm                  |                   |
| Water Pump Pressure       | 20            | bar                 |                   |
| Water Tank Capacity       | 500           | liter               |                   |

### Outrigger Diagram



### Unfolding Height



# STEELUS

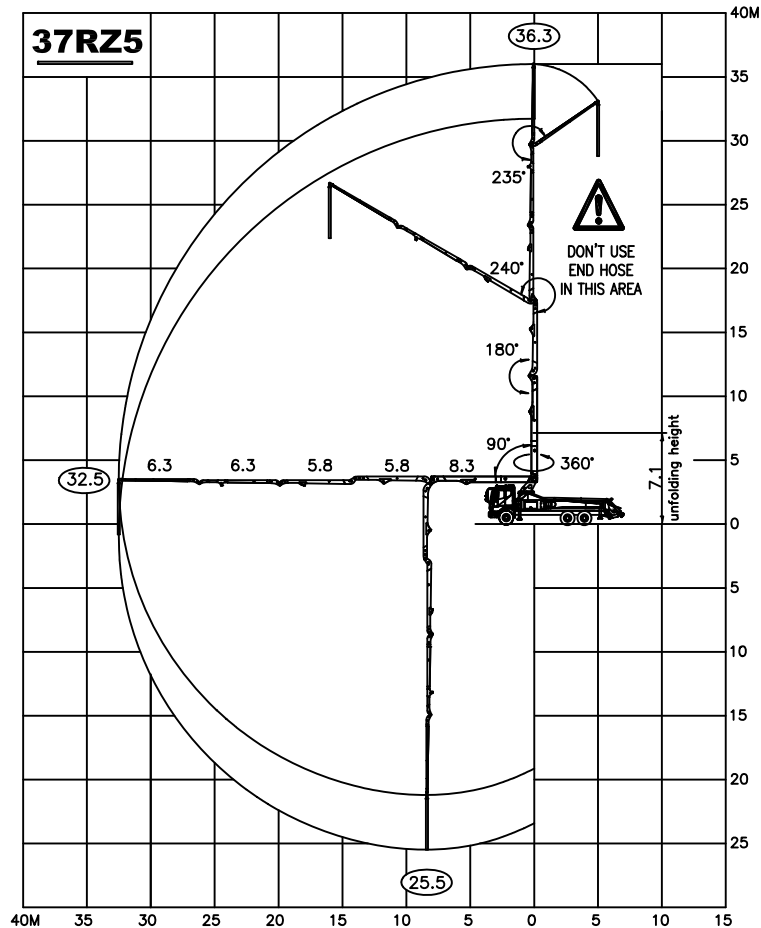
EQUIPMENT

## SPT37RZ5

### TECHNICAL DATA

TRUCK-MOUNTED  
CONCRETE PUMP

### WORKING DIAGRAM



### Supply Scope (STANDART)

- Twin Wall pipes & Elbows
- Hydraulic changing System
- Hard chromed Concrete Cylinder
- Tungsten Carbide Wear ring & Plate
- Aluminum Platform
- Aluminum Hopper Cover
- Auto Grease System for Hopper
- Water tank (600L)
- Water Pump (30bar)
- Auxiliary Fuel Tank on side Rear Outrigger
- Water Hose with Nozzle (15m)
- Working Light on Hopper & Column
- Convenient Electrical System
- Easy cleaning Hopper (600L)

### OPTIONS

- OSS System (One Side Safety System)
- Safety device for Hopper
- Auto grease System for Boom & Turning Base
- Customized Color
- Electric Vibrator
- Working Light on Boom

